**(**

**)**

1

2

Ẁ

4

6

2015 6 10

5,000

5%

2016 6 22

[2016]551 2017 5

7 100%

100%

1\ 08² Gý?±  /j Ã9N … ¼Gú y

| | | |
|---|---|---|
| | | |
| | | 10 B 20 |
| | | |
| | | |
| | | |
| | | |
| | | |
| | | |
| | | |
| | | |
| | | |
| | | |
| | | |
| | | |
| | | |
| | | |

**3**

□ √

2018

□ √

| | | | |
|---|---|---|---|
| | 1,376,098,812.16 | 892,348,199.22 | 54.21% |
| | 141,627,598.28 | 59,276,245.07 | 138.93% |
| | 120,295,407.44 | 36,380,973.57 | 230.65% |
| | -2,774,955.48 | -117,997,982.92 | 97.65% |
| / | 0.30 | 0.15 | 100.00% |
| / | 0.30 | 0.15 | 100.00% |
| | 6.34% | 2.94% | 3.40% |
| | | | |
| | 3,668,737,058.80 | 4,160,400,580.37 | -11.82% |
| | 2,280,841,567.82 | 2,099,149,347.05 | 8.66% |

√ □

| | |
|---|---|
| / | 0.2965 |

**1**

□ √

**2**

□ √

√ □

| | | |
|---|---|---|
| | -11,650.25 | |
| | 18,777,309.49 | |
| | 4,778,430.13 | |
| | -406,400.51 | |
| | 1,792,044.76 | |
| | 13,453.26 | |
| | 21,332,190.84 | -- |

1 ——

1 ——

□ √

1 ——

“ + ”

“ + + + ” SaaS

36

1

P0S

| | |
|---|---|
| | 6.05% |
| | 16.75% |
| | |
| | 31.23% |
| | 63.18% |
| | 204.73% |
| | 100% |

**2**

□ √

2001

——

IT

POS

A

7.06%

198 60

| | | |
|---|---|---|
| 4 | 338 | 167 |

2019

137,609.88 54.21% 15,541.56
128% 14,162.76 138.93%

“ + + + ”
20-30%

SaaS AI

36

2018 100% 30%

SaaS

30 40 “AMAZON GO”

10,752.08 24.62%

72%

| | | | | |
|---|---|---|---|---|
| | 97,183,379.25 | 82,102,890.13 | 18.37% | |
| | -2,774,955.48 | -117,997,982.92 | -97.65% | |
| | 231,296,224.98 | 185,277,985.63 | 24.84% | |
| | -577,633,124.95 | -226,987,698.75 | 154.48% | |
| | -348,428,847.15 | -159,719,718.73 | 118.15% | |

√ □

10%

√ □

| | | | | | | |
|---|---|---|---|---|---|---|
| | | | | | | |
| | 411,642,788.45 | 270,856,935.37 | 34.20% | -20.16% | -32.81% | 12.39% |
| | 36,760,259.89 | 1,753,365.03 | 95.23% | 60.07% | 43.83% | 0.54% |
| | 51,848,790.11 | 36,757,613.47 | 29.11% | 137.28% | 224.35% | -19.03% |
| | 64,874,467.53 | 28,534,190.10 | 56.02% | 13.18% | 1.60% | 5.01% |
| POS | 11,003,715.51 | 7,825,213.96 | 28.89% | 325.51% | 493.02% | -20.08% |
| | 11,364,476.06 | 7,421,209.83 | 34.70% | 1,291.26% | 833.41% | 32.03% |
| | 757,335,822.67 | 604,459,414.41 | 20.19% | 191.76% | 253.67% | -13.97% |
| | 31,268,491.93 | 30,686,026.35 | 1.86% | 169.03% | 979.68% | -73.69% |

√ □

| | | | | |
|---|---|---|---|---|
| | 4,778,430.13 | 3.08% | | |
| | 0.00 | 0.00% | | |

| | | | | |
|---|---|---|---|---|
| | 4,993,407.94 | 3.22% | / | |
| | 60,950.62 | 0.04% | | |
| | 483,904.68 | 0.31% | | |

**1**

**3**

□ √

**4**

□ √

**5**

√ □

**1**

√ □

| | |
|---|---|
| | 109,095.49 |
| | 3,673.52 |
| | 117,979.55 |
| | 0 |

| |
|---|
| 350,000,000.00 2019 4 24<br>2019 5 16 2018 2017<br>94,790.33<br>2019 6 30 0 |

**2**

√ □

| | ( ) | | (1) | | (2) | (3)<br>(2)/(1) | | | | | |
|---|---|---|---|---|---|---|---|---|---|---|---|
| | | | | | | | | | | | |
| 1. | | 2,690 | 2,690 | | 1,967.88 | 73.16% | 2012<br>12 10 | | | | |
| 2. | | 5,621 | 5,621 | | 3,041.84 | 54.12% | | | 822.48 | | |
| 3. | | | 15,306 | | 16,001.82 | 104.55% | 2016<br>06 30 | 428.42 | 1,163.88 | | |
| [illegible] | | | | 9.48 | 3,962.25 | | | | | | |
| 5.<br>100% | | 44,462 | | | 44,516.69 | 100.12% | 2016 | 1,759.64 | 17,649.17 | | |

| | | | | | | | | | | | |
|---|---|---|---|---|---|---|---|---|---|---|---|
| | -- | 16,400 | 16,400 | 3,664.04 | 20,064.04 | 100.00% | -- | -- | -- | -- | -- |
| | -- | 54,084.61 | 44,084.61 | 3,664.04 | 48,489.0 | | | | | | |

| | |
|---|---|
| | 1 “ ” “ ”<br>2<br><br>2012 8 27 2012<br>“ ” 1<br><br>2 2010 6 2010 2<br>“2 ”<br><br>“ ” 2<br><br>2015 1 26<br><br>2015 1 26<br>“ ”<br>3,123.16<br><br>3 2016 6 27<br><br>2012 12 20%<br>80%<br>“ ” 20%<br><br>20% 4%<br>2,860 2016 9 1 2016 12 28<br><br>“<br>2,360 ” |
| | |
| | 1 2011 2011 3 21<br>,<br>2011 4 1 1<br>2012 8 27 2012<br>“ ” 1<br><br>2 2011 8 5 “<br>” ( ) 1.35 |

3 2011 10 24

4,500 2011

10 4,500

4 2012 8 27 2012

3,700

2012 8 3,700

5 2012 12 10

20% 2,000

20% 2013 1 5 2,000

20% 80%

“ ” 2016 6 27

20%

| | |
|---|---|
| | 2,500 12,806<br><br>2017 10 31<br>2017-125 : “ ” “<br>”<br>, |
| | |
| | 1 2012 4 26 2011<br>“<br>”<br>2011 1,475.71<br>1,475.71<br>2012 5 2 2012 5 3<br><br>2 2012 8 9<br><br>2012-28 |
| | |
| | 1 2010 12 31<br>1,293 [2010]2404<br>2011 3 3<br><br>1,293 , 2011 4 21<br>2 2017<br>350,000,000 100%<br><br>, [2017] 003808<br><br>3 2017 10 25<br><br>100% 350,000,000 2017 10 26<br>350,000,000<br>2017-118 |
| | |
| | 2016 7 26 2016 8 15 2016<br><br>20%<br>12 2018 2 28 2,360 2018<br>3 19 2,360 |

20%

4% 2,860

2016 9 1

**6**

**1**

□ √

**2**

□ √

**3**

□ √

**У**



**2**

√ □




2019

08 1 5,760 -302.04 -2.13%

72%



| | | | | | | | | |
|---|---|---|---|---|---|---|---|---|
| | 7 9 | | | | | | | |
| | 14,200 | -- | 16,000 | 6,166.79 | | 130.27% | -- | 159.45% |
| | 2018 7 9 14,200 –16,000 6,166.79 2019 7 9 130.27% - 159.45% | | | | | | | |

2017 “ ”

“ ”

□ √

“ ”

□ √

□ √

Ǐ

□ √

□ √

□ √

□ √

√ □

287,990 2015 4,348,640
2019 3 4
2019-020 287,990 2018 3 4

2019 4 24 2015
2018 “ ” 2 “
2015 2018 2015 30% 2018
6% ”
2018 9,853.97 192,321.15
5.12% 6% 2015
2015 2015 2015
4,348,640 2019 5 23
2015
2019-064 2015
4,348,640 2019 5 23 2015

2017
2019 2 22 2017
6 2017
2017 2016 ,
∃ Ů ž p ‘

2019 6 18 2019

2019 6 6

2019-085

| | | |
|---|---|---|
| | | |

72%

| | | | | | | | | |
|---|---|---|---|---|---|---|---|---|
| | | | | | | | | |

2018 03 22 220,000 2018 12 28 8,000

| | | | | | | | | |
|---|---|---|---|---|---|---|---|---|
| | | | | | | 28 | | |
| | 2019 04 26 | 250,000 | 2019 06 28 | 8,000 | | 2019 06 28 2019 12 19 | | |
| B1 | | 255,000 | | B2 | | 72,900 | | |
| B3 | | 475,000 | | B4 | | 50,000 | | |
| | | | | | | | | |
| | | | | | | | | |
| | | | | | | | | |

| | | |
|---|---|---|
| | ،2+B2+C2 | 72,900 |

**2**

√ □

2019 5 30

3 3

2019

2019 5 31

2019-070

2019 5 30 2019 6 14

2019 6 18 2019 2019 7 11 2019

1

2019 5 31

2019-074 2019 6 6

2019-089 2019 6 14

2019-090 2019 5 31

2019-073 2019 6 26 2019-095

2

2019 5 31 2019-71 2019

6 14 2019-090

1 2019 2 27

1 15.00 / 19.00 / 333.3333

-666.6666 263.1578 -526.3157

2

3

4

2019 2 28

2019-014

2

1 3,526,268

0.73% 17.17 / 10.91 / 53,898,404.60

2 2019 8 2 3,526,268

0.73% 17.17 / 10.91 / 53,898,404.60

13,365.72

3

2019 8 5

2019-106

2019 5 30 2019 6 25

< >

2019 5 31 2019 6 25

1 2017

2019 4 24 2017

2017

100% 94,660.12

2019 4 26 2017

2019-040

2

2019 4 24

“

” “ 20% ”

36,552,941.02

2019 4 26

2019-039

√ □

2019 2 22

5

4.9 98% 0.1 2% 2018

12 3 2018 2019 2 22

2019 2 22

2019-006

2018

1

2019 4 24 2018

2018 61,485,249.97 (

) 2018 2018
152,349,109.16 150,000,000.00
2019 4 26 2018
2019-057
2
2019 4 24 2018
( ) 2018
2018 208,022,148.12 90,000,000.00 2018

2019 4 26 2018
2019-058

2019 6 5 2019
2019 6 18 2019

2019 6 6
2019-087 2019-086

**1**

| | | | | | | | | | |
|---|---|---|---|---|---|---|---|---|---|
| | | | | | | | | | |
| | 142,659,59<br>6 | | | | | | | | |

2016 2017 2017
2019 4 24 2017
2017
2017 174 7,507,843
2017 4,587,474
2018 2018 2018
2019 4 24 2018
2018
2018 34 5,219,795
2018 1,782,817

□ √

√ □

3,526,268
0.73% 17.17 / 10.91 / 53,898,404.60

3,526,268 0.73%
17.17 / 10.91 / 53,898,404.60
13,365.72

□ √

√ □
2017 2018 2019

2019

□ √

**2**

√ □

| | | | | | | |
|---|---|---|---|---|---|---|
| 1,350 | 450 | 1,800 | 2019 6 | 2019 12 26 | | |
| 25 | | | | | | |
| 2019 12 26 | | | | | | |
| 25% | | | | | | |
| 6 | | | | | | |

2019

| | | | |
|---|---|---|---|
| | 20,519,254 | | 20,519,254 |
| | 16,667,394 | | 16,667,394 |
| | 15,550,000 | | 15,550,000 |
| 215 | 12,629,499 | | 12,629,499 |
| LOF | 12,000,000 | | 12,000,000 |
| | 11,432,176 | | 11,432,176 |
| | 7,747,657 | | 7,747,657 |
| 156 | 6,747,560 | | 6,747,560 |
| | 6,324,347 | | |

□ √

√ □

| | | | | | | | | | |
|---|---|---|---|---|---|---|---|---|---|
| | | | 137,946,987 | | | 137,946,987 | | | |
| | | | 45,728,705 | | | 45,728,705 | | | |
| | | | 1,984,428 | | | 1,984,428 | | | |
| | | | 2,015,926 | | | 2,015,926 | | | |
| | | | 1,800 | | | 1,800 | | | |
| | | | | | | | | | |
| | | | | | | | | | |
| | | | | | | | | | |
| | | | | | | | | | |
| | | | | | | | | | |
| | | | | | | | | | |
| | | | 1,521,586 | | | 1,521,586 | | | |
| | | | | | | | | | |
| | | | 545,380 | | | 545,380 | | | |
| | | | 431,984 | | 107,900 | 324,084 | | | |
| | | | 36,000 | 89,997 | | 125,997 | | | |
| | | | | | | | | | |
| | | | | | | | | | |
| | | | | | | | | | |

| | | | | | | | | | |
|---|---|---|---|---|---|---|---|---|---|
| | -- | -- | 190,212,796 | 89,997 | 107,900 | 190,194,893 | 0 | 0 | 0 |

√ □

| | | | | |
|---|---|---|---|---|
| | | | 2019 05 30 | |
| | | | 2019 05 30 | |
| | | | 2019 06 14 | |
| | | | 2019 07 11 | 2019 |
| | | | 2019 06 18 | 2019 |
| | | | 2019 05 30 | |
| | | | 2019 05 30 | |
| | | | 2019 05 30 | |
| | | | 2019 06 18 | |
| | | | 2019 06 25 | |

| | | |
|---|---|---|
| | | |
| | 295,891,154.79 | 268,418,278.53 |
| | | |
| | | |
| | | |
| | 170,425,030.39 | 462,884,719.30 |
| | 1,986,370,600.75 | 2,510,785,301.71 |
| | | |
| | | |
| | | |
| | | 50,000,000.00 |
| | | |
| | | |
| | 25,686,955.42 | 8,429,417.89 |
| | | |
| | 50,000,000.00 | |
| | | |
| | | |
| | 429,836,333.65 | 405,312,497.19 |
| | | |
| | | |
| | | |
| | | |
| | 35,200,690.46 | 42,281,739.98 |
| | | |
| | 1,094,841,722.26 | 1,094,841,722.26 |
| | 25,274,139.41 | 27,856,006.85 |
| | 21,526,616.85 | 20,881,806.86 |
| | | 12,087.63 |
| | 1,682,366,458.05 | 1,649,615,278.66 |
| | 3,668,737,058.80 | 4,160,400,580.37 |
| | | |
| | 820,000,000.00 | 809,000,000.00 |
| | | |

| | | |
|---|---|---|
| | | |
| | | |
| | | |
| | | |
| | 73,275,106.32 | 86,222,852.24 |
| | 181,780,131.59 | 227,687,142.13 |
| | 27,063,537.57 | 19,606,130.50 |
| | | |
| | | |
| | | |
| | | |
| | 13,769,070.22 | 56,437,170.72 |
| | 35,247,021.61 | 26,761,901.80 |
| | 144,224,559.90 | 177,593,143.15 |
| | | 17,938,729.86 |
| | | 6,732,119.40 |
| | | |
| | | |
| | | |
| | | |
| | | 509,576,724.13 |
| | | |
| | 1,295,359,427.21 | 1,912,885,064.67 |
| | | |
| | | |
| | | 100,000,000.00 |
| | | |
| | | |
| | | |
| | | |
| | | |
| | | |
| | | |

| | | |
|---|---|---|
| | 68,966,530.48 | 23,980,654.70 |
| | 1,671,234.81 | 2,731,614.96 |
| | | |
| | 70,637,765.29 | 126,712,269.66 |
| | 1,365,997,192.50 | 2,039,597,334.33 |
| | | |
| | 483,639,641.00 | 477,897,755.00 |
| | | |
| | | |
| | | |
| | 987,622,730.00 | 907,618,858.64 |
| | 53,887,596.73 | 8,108,708.97 |

| | | |
|---|---|---|
| | | |
| | 6,805,808.30 | 3,872,414.97 |
| | 165,334,305.25 | 4,693,931.34 |
| | | |
| | | |
| | | |

| | | |
|---|---|---|
| | 320,000,000.00 | 458,000,000.00 |
| | | |
| | | |
| | | |
| | | |
| | 9,015,881.81 | 8,144,728.85 |
| | 13,666,682.95 | 2,894,386.55 |
| | | |
| | | 4,014,062.80 |
| | 573,242.94 | 757,566.03 |
| | 856,465,048.99 | 430,769,070.55 |
| | | |
| | | |
| | | |
| | | 509,576,724.13 |
| | | |
| | 1,199,720,856.69 | 1,414,156,538.91 |
| | | |
| | | 100,000,000.00 |
| | | |
| | | |
| | | |
| | | |
| | | |
| | | |
| | | |
| | 12,006,229.92 | 10,264,428.87 |
| | | |
| | | |
| | 12,006,229.92 | 110,264,428.87 |
| | 1,211,727,086.61 | 1,524,420,967.78 |
| | | |

| | 2019 | |
|---|---|---|
| | 483,639,641.00 | 477,897,755.00 |
| | | |
| | | |
| | | 918,458,422.02 |
| | | 8,108,708.97 |
| | | |
| | | |
| | 54,522,847.29 | 54,522,847.29 |
| | 413,979,046.18 | 272,865,285.62 |
| | | |
| | 3,108,443,065.34 | 3,240,056,568.74 |

**3**

| | 2019 | 2018 |
|---|---|---|
| | 1,376,098,812.16 | 892,348,199.22 |
| | 1,376,098,812.16 | 892,348,199.22 |
| | | |
| | | |
| | | |
| | 1,261,970,876.27 | 869,382,515.81 |
| | 988,293,968.53 | ,471.64 |

Y¹

| | | |
|---|---|---|
| | 12,855,484.44 | 29,887,297.36 |
| | 25,832,909.99 | 34,057,541.58 |
| | 7,530,963.27 | -4,478,509.58 |
| | 41,514,286.41 | 29,142,127.96 |
| “ ” | 4,778,430.13 | 12,359,430.33 |
| | | |
| “-” | | |
| “-” | | |
| “ ” | | |
| “ ” | | |
| “-” | | |
| “-” | -4,993,407.94 | 2,669,553.70 |
| “-” | -11,650.25 | 1,101,464.44 |
| “ ” | 155,415,594.24 | 68,238,259.84 |
| | 60,950.62 | 91,306.07 |
| | 483,904.68 | 46,970.81 |
| “ ” | 154,992,640.18 | 68,282,595.10 |
| | 13,120,685.74 | 9,749,412.21 |
| “ ” | 141,871,954.44 | 58,533,182.89 |
| | | |
| 1. “ ” | 141,871,954.44 | 58,533,182.89 |
| 2. “ ” | | |
| | | |
| 1. | 141,627,598.28 | 59,276,245.07 |
| 2. | 244,356.16 | -743,062.18 |
| | 97,752.89 | 9,393,157.19 |

| | | |
|---|---|---|
| | 97,752.89 | 9,393,157.19 |
| | | |
| 1. | | |
| 2. | | |
| 3. | | |
| 4. | | |
| 5. | | |
| | 97,752.89 | 9,393,157.19 |
| 1. | | |
| 2. | | |
| 3. | | |
| 4. | | |
| 5. | | |
| 6. | | |
| 7. | | |
| 8. | 97,752.89 | -235,417.61 |
| 9. | | |
| | | |
| | 141,969,707.33 | 67,926,340.08 |
| | 141,725,351.17 | 68,669,402.26 |
| | 244,356.16 | -743,062.18 |
| | | |

| | | |
|---|---|---|
| | 0.30 | 0.15 |
| | 0.00 | 0.00 |

**4**

| | 2019 |
|---|---|

| | | |
|---|---|---|
| | 298,000.00 | |
| “ ” | 141,113,760.56 | -18,328,062.57 |
| | | |
| “ ” | 141,113,760.56 | -18,328,062.57 |
| “ ” | 141,113,760.56 | -18,328,062.57 |
| “ ” | | |
| | | 9,628,574.80 |
| | | |
| 1. | | |
| 2. | | |
| 3. | | |
| 4. | | |
| 5. | | |
| | | 9,628,574.80 |
| 1. | | 9,628,574.80 |
| 2. | | |
| 3. | | |
| 4. | | |
| 5. | | |
| 6. | | |
| 7. | | |
| 8. | | |
| 9. | | |

| | | |
|---|---|---|
| | 206,429,565.58 | 158,628,825.83 |
| | 64,729,193.89 | 63,464,243.99 |
| | 265,422,411.80 | 196,486,046.24 |
| | 1,631,972,360.26 | 1,059,378,118.03 |
| | -2,774,955.48 | -117,997,982.92 |

| | | |
|---|---|---|
| | | |
| | 46,605,103.36 | 23,831,012.97 |
| | 1,311,272,805.30 | 365,197,143.25 |
| | -577,633,124.95 | -226,987,698.75 |
| | 683,008.30 | -12,022.69 |
| | -348,428,847.15 | -159,719,718.73 |
| | 1,248,079,952.48 | 1,069,614,862.84 |
| | 899,651,105.33 | 909,895,144.11 |

**6**

| | 2019 | 2018 |
|---|---|---|
| | | |
| | 23,520,793.17 | 7,975,271.74 |
| | | |
| | 863,039,414.87 | 538,460,901.34 |
| | 886,560,208.04 | 546,436,173.08 |
| | | 23,228,945.12 |
| | 22,512,850.91 | 27,611,064.14 |
| | 39,661.80 | 753,292.88 |
| | 596,337,107.78 | 617,324,292.11 |
| | 618,889,620.49 | 668,917,594.25 |
| | 267,670,587.55 | -122,481,421.17 |
| | | |
| | | 651,600,000.00 |
| | 188,201,371.40 | 20,247,563.92 |
| | | |
| | 11,520,000.00 | |
| | 500,000,000.00 | 1,210,000,000.00 |
| | 699,721,371.40 | 1,881,847,563.92 |
| | 2,178,027.25 | 3,136,343.82 |

| | | | | | | | | | | | | | | | |
|---|---|---|---|---|---|---|---|---|---|---|---|---|---|---|---|
| 4 | | | | | | | | | | | | | | | |
| | | | | | | | | | | | | | | | |
| 1 | | | | | | | | | | | | | | | |

| | | | | | | | | | | | | | | | |
|---|---|---|---|---|---|---|---|---|---|---|---|---|---|---|---|
| | | | | | | | | | | | | | | | |
| | | | | | | | | | | | | | | | |
| | 265,446,380.00 | | | | 1,132,954,181.74 | | -9,690,994.36 | | 48,695,781.99 | | 561,294,229.19 | | 1,998,699,578.56 | 21,560,300.04 | 2,020,259,878.60 |

| | | | | | | | | | | | | | | | | |
|---|---|---|---|---|---|---|---|---|---|---|---|---|---|---|---|---|
| | 212,3<br>89,35<br>5.00 | | | | -212,3<br>89,355<br>.00 | | | | | | | | | | | |
| 1 | 212,3<br>89,35<br>5.00 | | | | -212,3<br>89,355<br>.00 | | | | | | | | | | | |

| | | | | | | | | | | | | |
|---|---|---|---|---|---|---|---|---|---|---|---|---|
| 4 | | | | | | | | | | | | |
| 5 | | | | | | | | | | | | |

.00

2008 4 8 2008 3 2008 4 8
2008 3 31 59,860,459.32 4,000.00 1:1
4,000 4,000.00
[2008]35 2008 4 25 440301103074776

2008 7

2008 750.00
4,750.00
( ) ( )
11 5,002.50 750.00
4,252.50 4,750.00
[2008]74 2008 7 18
2009 6 5 ( ) 1.684% 2009
6 22
2009 6 22 ( ) 2.105%
2009 6 22
2009 7 15 ( “ ”) 120

( “ ”) 2009 8 10 (2009 12 )
2009 8
26

2009 T-10801 2.5263%

2009 9 27
120
900.00 484.02
20 10 50 20 2009 9
30
2009 9 30

| | ( ) | |
|---|---|---|
| | 2,115 | 44.5263% |
| | 705 | 14.8421% |
| | 705 | 14.8421% |
| | 160 | 3.3684% |
| | 100 | 2.1053% |
| | 80 | 1.6842% |
| | 60 | 1.2632% |
| | 60 | 1.2632% |
| | 60 | 1.2632% |

| | | |
|---|---|---|
| | 50 | 1.0526% |
| | 50 | 1.0526% |
| | 50 | 1.0526% |
| | 50 | 1.0526% |
| | 50 | 1.0526% |
| | 50 | 1.0526% |
| | 50 | 1.0526% |
| | 40 | 0.8421% |
| | 40 | 0.8421% |
| | 40 | 0.8421% |
| | 40 | 0.8421% |
| | 40 | 0.8421% |
| | 35 | 0.7368% |
| | 30 | 0.6316% |
| | 20 | 0.4211% |
| | 20 | 0.4211% |
| | 20 | 0.4211% |
| | 20 | 0.4211% |
| | 10 | 0.2105% |
| | 4,750 | 100.0000% |

[2010]1292

2010 10 8 (A ) 1,600 1.00 43.33

2010 10 13 69,328.00 46,945,065.67 646,334,934.33

“ [2010]124 ”

2011 4 21 6,350 10 2 ( )

10 8 5,080.00 11,430

2015 4 30 11,430 10 0.50 (

) 10 10 22,860

2015 6 19 145

¤â‘•p,€ ъ ὴ ˝

2018 12 31 5,027,120

2018 4 12 2017 12 31

265,486,700 10 8 212,389,355.00

477,897,755.00

2016 4 29 914403007311028524

**2.**

**3.**

POS

**4.**

2019 8 27

21

| | | | % | % |
|---|---|---|---|---|
| | | | 96.32 | 96.32 |
| | | | 100.00 | 100.00 |
| | | | 100.00 | 100.00 |
| | | | 100.00 | 100.00 |
| Nexgo, Inc. | | | 100.00 | 100.00 |
| | | | 100.00 | 100.00 |

**1**

——

“ ”

15 —— ' —— ₒ Š

2

3

4

**2**

**3**

1

IB38Dp<Oj;>OMS1#yÑ6OM

[illegible]

d)

3

4

**7**

**1**

1
2
3

**2**

1

3
4
5

8 ——

8 ——

**8**

**9**

**1.**

**2.**

“ ”

c.

d.

2

1
2

**4.**

**5.**

**6.**

1
2
3
4
5
6

7

8

1

| | |
|---|---|
| | |

√ □

| | | |
|---|---|---|
| | | |
| 1 1 | | |

**2**

**3**

**4**

**5**

1

2 ;

3

**16**

**17**

**18**

**1**

1

2

**2**

**19**

**20**

**21**

**22**

**1**

1

2

**2**

1

2

1.
2.
3.
4.

1

22 ——

2

1

2

**5.**

1

2 3

4 5

**23**

**24**

**1**

1 2

**2**

| | | | | |
|---|---|---|---|---|
| | | 40 | 5% | 2.375% |
| | | 5 | 5% | 19% |
| | | 5 | 5% | 19% |
| POS | | 3 | 5% | 31.67% |
| | | 5 | 5% | 19% |

**3**

**25**

**1**

**3**

3

**4**

**27**

**28**

**29**

**30**

**1**

**1**

**2**

a.

| | | |
|---|---|---|
| | 50 | |
| | | |
| | | |
| | 5 | |

b.

**2**

**1)**

**2 .**

a.
b.
c.

d.
e.

ي

**32**

**1**

1

**2**

| | |
|---|---|
| | 5 |
| | 3-5 |
| | 10 |
| | 5 |
| | 5 |

**33**

**34**

**1**

**2**

**3**

**4**

**35**

**36**

**1**

**2**

**37**

1

2

3

4

5

6

**3**

**4**

**38**

§ 1 ÀÀ PÀÇÇ S&ÔÊÈ 94ÆNÕÃ• yQ…Vs5'G§@ œ8'@

**41** /

( )

**1**

1 2

**2**

1
2

3

**3**

1
2

**42**

**1**

1

2

**2**

1

| | | | |
|---|---|---|---|
| | 332,465,986.93 | 332,465,986.93 | |
| | | | |
| | 25,219,758.12 | 25,219,758.12 | |
| | | | |
| | | | |
| | | | |
| | 20,941,772.99 | 20,941,772.99 | |
| | 738,461.24 | 738,461.24 | |
| | | | |
| | | | |
| | 268,418,278.53 | 268,418,278.53 | |
| | | | |
| | | | |
| | | | |
| | 462,884,719.30 | 462,884,719.30 | |
| | 2,510,785,301.71 | 2,510,785,301.71 | |
| | | | |
| | | | |
| | | | |
| | 50,000,000.00 | | 50,000,000.00 |
| | | | |
| | | | |
| | 8,429,417.89 | 8,429,417.89 | |
| | | | |
| | | 50,000,000.00 | 50,000,000.00 |
| | | | |
| | | | |
| | 405,312,497.19 | 405,312,497.19 | |
| | | | |
| | | | |
| | | | |

| | | | |
|---|---|---|---|
| | | | |
| | 1,094,841,722.26 | 1,094,841,722.26 | |
| | 27,856,006.85 | 27,856,006.85 | |
| | 20,881,806.86 | 20,881,806.86 | |
| | 12,087.63 | 12,087.63 | |
| | 1,649,615,278.66 | 1,649,615,278.66 | |
| | 4,160,400,580.37 | 4,160,400,580.37 | |
| | | | |
| | 809,000,000.00 | 809,000,000.00 | |
| | | | |
| | | | |
| | | | |
| | | | |
| | | | |
| | 86,222,852.24 | 86,222,852.24 | |
| | 227,687,142.13 | 227,687,142.13 | |
| | 19,606,130.50 | 19,606,130.50 | |
| | | | |
| | | | |
| | | | |
| | | | |
| | 56,437,170.72 | 56,437,170.72 | |
| | 26,761,901.80 | 26,761,901.80 | |
| | 177,593,143.15 | 177,593,143.15 | |
| | 17,938,729.86 | 17,938,729.86 | |
| | 6,732,119.40 | 6,732,119.40 | |
| | | | |
| | | | |
| | | | |
| | | | |
| | 509,576,724.13 | 509,576,724.13 | |
| | | | |

| | | | |
|---|---|---|---|
| | 1,912,885,064.67 | 1,912,885,064.67 | |
| | | | |
| | | | |
| | 100,000,000.00 | 100,000,000.00 | |
| | | | |
| | | | |
| | | | |
| | | | |
| | | | |
| | | | |
| | | | |
| | 23,980,654.70 | 23,980,654.70 | |
| | 2,731,614.96 | 2,731,614.96 | |
| | | | |
| | 126,712,269.66 | 126,712,269.66 | |
| | 2,039,597,334.33 | 2,039,597,334.33 | |
| | | | |
| | 477,897,755.00 | 477,897,755.00 | |
| | | | |
| | | | |
| | | | |
| | 907,618,858.64 | 907,618,858.64 | |
| | 8,108,708.97 | 8,108,708.97 | |
| | -742,793.98 | -742,793.98 | |
| | | | |
| | 54,522,847.29 | 54,522,847.29 | |
| | | | |
| | 667,961,389.07 | 667,961,389.07 | |
| | 2,099,149,347.05 | 2,099,149,347.05 | |
| | 21,653,898.99 | 21,653,898.99 | |
| | 2,120,803,246.04 | 2,120,803,246.04 | |
| | 4,160,400,580.37 | 2,120,803,246.04 | |

2017 22 —— [2017]7 23
—— [2017]8 24 —— [2017]9
37 —— [2017]14 “ ”
2018 1 1
2019 1 1
“ ” 2019 1 1

1 “
” “ ”

2 “ ” “ ”
3 2019
2018

| | 2018 12 31 | 2019 01 01 | |
|---|---|---|---|
| | | | |
| | 397,475,695.04 | 397,475,695.04 | |
| | | | |
| | | | |
| | | | |
| | | | |
| | 27,773,815.42 | 27,773,815.42 | |
| | | | |
| | 3,872,414.97 | 3,872,414.97 | |
| | 4,693,931.34 | 4,693,931.34 | |
| | | | |
| | | | |
| | | | |
| | | | |

| | | | |
|---|---|---|---|
| | 4,014,062.80 | 4,014,062.80 | |
| | 757,566.03 | 757,566.03 | |
| | 430,769,070.55 | 430,769,070.55 | |
| | | | |
| | | | |
| | | | |
| | 509,576,724.13 | 509,576,724.13 | |
| | | | |
| | 1,414,156,538.91 | 1,414,156,538.91 | |
| | | | |
| | 100,000,000.00 | 100,000,000.00 | |
| | | | |
| | | | |
| | | | |
| | | | |
| | | | |
| | | | |
| | | | |
| | 10,264,428.87 | 10,264,428.87 | |
| | | | |
| | | | |
| | 110,264,428.87 | 110,264,428.87 | |
| | 1,524,420,967.78 | 1,524,420,967.78 | |
| | | | |
| | 477,897,755.00 | 477,897,755.00 | |
| | | | |
| | | | |
| | | | |
| | 918,458,422.02 | 918,458,422.02 | |
| | 8,108,708.97 | 8,108,708.97 | |
| | | | |
| | | | |
| | 54,522,847.29 | 54,522,847.29 | |

| | | |
|---|---|---|
| | | |

| | |
|---|---|
| | 15% |
| | 12.5% |
| | 15% |
| | 15% |
| | 15% |
| Nexgo,Inc. | |
| | 25% |
| | 15% |
| | 25% |
| | 25% |
| | 25% |
| NEXGO DO BRASIL PARTICIPACOES LTDA | |
| Nexgo Technology DWC-LLC | 0% |
| | 0% |
| Nexgo Global Limited | 16.5% |
| | 25% |
| | 25% |
| | 12.5% |
| | 0% |
| | 25% |
| | 25% |
| XGD Macau Limited | 12% |

**2**

1

2011 1 1 [2011]100

2019 15%
2017 11 13 GR201733003299
15%
2019 15%
2018 12 3
, GR201843001254
15% 2019
15%
2017 10 31 GR201744204371 2019
15%
2017 10 31 GR201744202118 2019
15%
RQ-2016-E6006 2008 001 2012
27 2013 43 2019 68
2019
2008 408 2013 43 GR2f-

**1**

| | | |
|---|---|---|
| | 29,945.20 | 646,929.87 |
| | 872,664,979.07 | 1,216,285,900.88 |
| | 106,675,159.24 | 112,937,990.01 |
| | 979,370,083.51 | 1,329,870,820.76 |
| | 11,352,965.91 | 12,890,698.14 |

**2**

| | | |
|---|---|---|
| | | |
| | | |

**3**

| | | |
|---|---|---|

**4**

**1**

| | | |
|---|---|---|
| | 27066c>12 19.62 ɐf331.81 1 Tf81.84 19.62 ɐfBT/T 74.6 73 0 0 9 414.72 101 g | |
| | 74,714,486.24 | 70,884,205.25 |
| | 2,333,798.26 | 99,759.83 |
| | 77,048,284.50 | 70,983,965.08 |

| | | |
|---|---|---|
| | | |

2019

2019

| | | | |
|---|---|---|---|
| | | | |

□ √

| | |
|---|---|
| 1 1 | 395,535,477.52 |
| 1 2 | 51,415,096.03 |
| 2 3 | 8,659,686.94 |
| 3 | 13,384,443.35 |
| 3 4 | 13,384,443.35 |
| | 468,994,703.84 |

**2**

| | |
|---|---|
| | 750.00 |

| | | | | | |
|---|---|---|---|---|---|
| | | | | | |

**4**

| 单位名称 | 是否为关联方 | 账面余额 | 占总额比例 |
|---|---|---|---|
| [illegible] | [illegible] | [illegible] | [illegible] |

**5**

**6**

**6**

| | | |
|---|---|---|
| | | |

□ √

□ √

**7**

**1**

| | | | | |
|---|---|---|---|---|
| | | | | |
| 1 | 15,683,193.98 | 90.42% | 24,718,565.51 | 98.02% |

| | | | | |
|---|---|---|---|---|
| 1 2 | 1,506,711.70 | 8.69% | 485,432.56 | 1.92% |
| 2 3 | 135,759.77 | 0.78% | | |
| 3 | 19,140.00 | 0.11% | 15,760.05 | 0.06% |
| | 17,344,805.45 | -- | 25,219,758.12 | -- |

1

**2**

| 序号 | 单位名称 | 是否为关联方 | 账面余额 | 占总额比例 |
|---|---|---|---|---|
| 1 | 湘潭市电线电缆有限公司 | 否 | 2,339,155.00 | 13.49% |
| 2 | 万联证券股份有限公司 | 否 | 1,820,000.00 | 10.49% |
| | [illegible] | [illegible] | [illegible] | [illegible] |

**8**

| | | |
|---|---|---|
| | 169,002.50 | 738,461.24 |
| | 23,166,616.36 | 20,203,311.75 |
| | 23,335,618.86 | 20,941,772.99 |

**1**

1

| | | |
|---|---|---|
| | 169,002.50 | 738,461.24 |
| | 169,002.50 | 738,461.24 |

2

| | | | | |
|---|---|---|---|---|
| | | | | |

3

□ √

## 2

1

| ( ) | | |
|---|---|---|

2 1

| ( ) | | | | |
|---|---|---|---|---|

3

□ √

## 3

1

| | | |
|---|---|---|
| | 4,886,842.37 | 3,701,364.84 |
| | 19,646,898.23 | 21,888,188.25 |

| | |
|---|---|
| 3 | 4,649,569.32 |
| 3 4 | 4,649,569.32 |

| | | | | |
|---|---|---|---|---|
| | | | | |

7

8

**9**

□ √

**1**

| | | | | | | |
|---|---|---|---|---|---|---|
| | | | | | | |
| | 50,423,467.91 | 4,635,216.18 | 45,788,251.73 | 57,522,448.01 | 4,639,559.44 | 52,882,888.57 |
| | 10,461,525.63 | 0.00 | 10,461,525.63 | 6,492,852.81 | 0.00 | 6,492,852.81 |
| | 6,065,604.92 | 0.00 | 6,065,604.92 | 2,786,019.17 | 0.00 | 2,786,019.17 |
| | 56,077,087.31 | 6,158,365.04 | 49,918,722.27 | 71,664,187.68 | 6,158,365.04 | 65,505,822.64 |
| | 59,064,296.38 | 3,033,231.76 | 56,031,064.62 | 45,428,637.96 | 4,083,649.93 | 41,344,988.03 |
| | 127,625,985.62 | 0.00 | 127,625,985.62 | 99,405,707.31 | 0.00 | 99,405,707.31 |
| | 309,717,967.77 | 13,826,812.98 | 295,891,154.79 | 283,299,852.94 | 14,881,574.41 | 268,418,278.53 |

4 —

1 ——

5 ——

**2**

| | | | | | | |
|---|---|---|---|---|---|---|
| | | | | | | |
| | 4,639,559.44 | | | 4,343.26 | | 4,635,216.18 |
| | 0.00 | | | | | 0.00 |
| | 0.00 | | | | | |

| | | | | | | |
|---|---|---|---|---|---|---|
| | 6,158,365.04 | | | | | 6,158,365.04 |
| | 4,083,649.93 | | | 1,050,418.17 | | 3,033,231.76 |
| | 0.00 | | | | | |
| | 14,881,574.41 | | | 1,054,761.43 | | 13,826,812.98 |

**3**

**4**

| | |
|---|---|
| | |

**10**

| | | | | | | |
|---|---|---|---|---|---|---|
| | | | | | | |

| | | |
|---|---|---|
| | | |

□ √

| | | | | |
|---|---|---|---|---|
| | | | / | |

**11**

| | | | | | | |
|---|---|---|---|---|---|---|
| | | | | | | |

**12**

| | |
|---|---|
| | |

| | | | | | | | |
|---|---|---|---|---|---|---|---|
| | | | | | | | |

| | | |
|---|---|---|
| | 570,602.30 | 1,206,047.64 |
| | 68,146,409.05 | 45,528,596.06 |
| | | 1,660,056.39 |
| | 90,000,000.00 | |

| | | | |
|---|---|---|---|
| | | | |

**15**

| | | | | | | | | |
|---|---|---|---|---|---|---|---|---|
| | | | | | | | | |

| | | | | | | | | |
|---|---|---|---|---|---|---|---|---|
| | | | | | | | | |

| | | | |
|---|---|---|---|
| | | | |
| 12 | ( ) | ( ) | |

| | | | | |
|---|---|---|---|---|
| 2019 1 1 | —— | —— | —— | —— |

□ √

**2**

**3**

**17**

“ ” 2019 1 1

1 “
” “ ”

2 “ ” “ ”

3 2019
2018

**1**

| | | | | POS | | |
|---|---|---|---|---|---|---|
| | | | | | | |
| 1. | 387,894,185.80 | | | | | |

| | | | | | | |
|---|---|---|---|---|---|---|
| | | | | | | |
| 3. | | | | 5,915.54 | 7,981.24 | 13,896.78 |
| 1 | | | | 5,915.54 | 7,981.24 | 13,896.78 |
| | | | | | | |
| 4. | | 119,885.58 | | 2,720,139.37 | 88,626.54 | 2,928,651.49 |
| | | | | | | |
| 1. | 359,652,082.66 | 668,385.67 | 552,979.38 | 51,062,127.74 | 17,900,758.20 | 429,836,333.65 |
| 2. | 364,460,866.86 | 550,359.19 | 595,376.90 | 21,070,956.20 | 18,634,938.04 | 405,312,497.19 |

**2**

| | | | | | |
|---|---|---|---|---|---|
| | | | | | |

**3**

| | | | | |
|---|---|---|---|---|
| | | | | |

**4**

| | |
|---|---|
| | |

**5**

| | | |
|---|---|---|
| | | |

**6**

| | | |
|---|---|---|
| | | |
| | 0.00 | 0.00 |

**22**

| | | |
|---|---|---|

**1**

| | | |
|---|---|---|
| | | |

**24**

□ √

**25**

| | | |
|---|---|---|

**26**

**1**

| | | | | | | |
|---|---|---|---|---|---|---|
| | | | | | | |
| 1. | 20,564,938.80 | 44,943,157.89 | | 34,530,930.17 | 30,557.36 | 100,069,584.22 |
| 2. | | | | 1,412,915.81 | | 1,412,915.81 |
| 1 | | | | 1,412,915.81 | | 1,412,915.81 |
| 2 | | | | | | |
| 3 | | | | | | |
| 3. | | | | 5,942.99 | | 5,942.99 |
| 1 | | | | 5,942.99 | | 5,942.99 |
| 4. | 20,564,938.80 | 44,943,157.89 | | 35,937,902.99 | 30,557.36 | 101,476,557.04 |
| | | | | | | |
| 1. | 2,878,231.08 | 34,955,789.47 | | 19,930,056.84 | 23,766.85 | 57,787,844.24 |
| 2. | 205,659.36 | 5,028,149.56 | | 3,254,213.42 | | 8,488,022.34 |
| 1 | 205,659.36 | 5,028,149.56 | | 3,254,213.42 | | 8,488,022.34 |
| 3. | | | | | | |
| 1 | | | | | | |
| 4. | 3,083,890.44 | 39,983,939.03 | | 23,184,270.26 | 23,766.85 | 66,275,866.58 |
| | | | | | | |

| | | | | | | |
|---|---|---|---|---|---|---|
| 1. | | | | | | |
| 2. | | | | | | |
| 1 | | | | | | |
| 3. | | | | | | |
| 1 | | | | | | |
| 4. | | | | | | |
| | | | | | | |
| 1. | 17,481,048.36 | 4,959,218.86 | | 12,753,632.73 | 6,790.51 | 35,200,690.46 |
| 2. | 17,686,707.72 | 9,987,368.42 | | 14,600,873.33 | 6,790.51 | 42,281,739.98 |

0.00%

**2**

| | | |
|---|---|---|
| | | |

**27**

| | | | | |
|---|---|---|---|---|
| | | | | |

**28**

**1**

| | | | | | | |
|---|---|---|---|---|---|---|
| | 139,753,563.89 | | | | | 139,753,563.89 |
| Nexgo,Inc. | 36,293,613.94 | | | | | 36,293,613.94 |
| | 433,158,998.49 | | | | | 433,158,998.49 |

| | | | | | | |
|---|---|---|---|---|---|---|
| | | | | | | |
| | 498,999,154.30 | | | | | 498,999,154.30 |
| | 1,600,063.91 | | | | | 1,600,063.91 |
| | 1,109,805,394.53 | | | | | 1,109,805,394.53 |

**2**

| | | | | | | |
|---|---|---|---|---|---|---|
| | | | | | | |
| | 11,356,561.90 | | | | | 11,356,561.90 |
| Nexgo,Inc | 3,607,110.37 | | | | | 3,607,110.37 |
| | 14,963,672.27 | | | | | 14,963,672.27 |

**29**

| | | | | | |
|---|---|---|---|---|---|
| | | | | | |
| | 25,781,826.05 | 80,197.56 | 2,412,189.32 | | |

**5**

| | | | |
|---|---|---|---|
| | | | |

**31**

□ √

| | | |
|---|---|---|
| | 0.00 | 12,087.63 |
| | | 12,087.63 |

**32**

**1**

| | | |
|---|---|---|
| | 820,000,000.00 | 809,000,000.00 |
| | 820,000,000.00 | 809,000,000.00 |

**2**

| | | | | |
|---|---|---|---|---|
| | | | | |

**33**

| | | |
|---|---|---|
| | | |

**34**

| | | | |
|---|---|---|---|
| 7,170.72 | 158,450,039.72 | 201,118,140.22 | 13,769,070.22 |

| | | | |
|---|---|---|---|
| 3,739.02 | 142,374,314.42 | 184,726,146.67 | 13,016,906.77 |
| | 2,634,697.52 | 2,580,697.52 | 54,000.00 |
| 3,971.55 | 3,637,158.78 | 3,806,248.92 | 149,881.41 |
| 3,253.69 | 3,280,307.70 | 3,426,813.90 | 131,747.49 |
| 9,062.81 | 90,832.29 | 96,181.09 | 3,714.01 |
| 1,655.05 | 266,018.79 | 283,253.93 | 14,419.91 |
| 2,400.00 | 2,555,787.12 | 2,577,461.12 | 90,726.00 |
| 0,671.20 | 671,173.74 | 574,975.86 | 246,869.08 |
| 0,781.77 | 151,873,131.58 | 194,265,530.09 | 13,558,383.26 |

| | | | |
|---|---|---|---|
| 4,701.77 | 5,720,910.11 | 5,942,856.06 | 162,755.82 |
| 3,937.18 | 182,258.52 | 189,981.56 | 6,214.14 |
| 3,638.95 | 5,903,168.63 | 6,132,837.62 | 168,969.96 |

| | |
|---|---|
| 20,645,799.45 | 15,879,856.15 |

| | | |
|---|---|---|
| | 1,098,647.99 | 1,200,565.60 |
| | 35,247,021.61 | 26,761,901.80 |

**41**

| | | |
|---|---|---|
| | | 17,938,729.86 |
| | | 6,732,119.40 |
| | 144,224,559.90 | 152,922,293.89 |
| | 144,224,559.90 | 177,593,143.15 |

**1**

| | | |
|---|---|---|
| | | 16,177,777.89 |
| | | 1,760,951.97 |
| | | 17,938,729.86 |

| | | |
|---|---|---|

**2**

| | | |
|---|---|---|
| | | 6,732,119.40 |
| | | 6,732,119.40 |

1

**3**

1

| | | |
|---|---|---|

| | | |
|---|---|---|
| | 2,880,998.33 | 2,334,375.50 |
| | 7,005,383.14 | 5,347,783.12 |
| | 118,177,896.81 | 61,031,464.73 |

**45**

**1**

| | | |
|---|---|---|
| | | 100,000,000.00 |
| | | 100,000,000.00 |

**46**

**1**

| | | |
|---|---|---|
| | | |

**2**

**3**

**4**

| | | | | | | | | |
|---|---|---|---|---|---|---|---|---|
| | | | | | | | | |

**47**

| | | |
|---|---|---|
| | | |

**48**

| | | |
|---|---|---|

**1**

| | | |
|---|---|---|

**2**

| | | | | | |
|---|---|---|---|---|---|

**49**

**1**

| | | |
|---|---|---|

**2**

| | | |
|---|---|---|

| | | |
|---|---|---|

| | | |
|---|---|---|

**50**

□ √

| | | | |
|---|---|---|---|
| | | | |

**51**

| | | | | | |
|---|---|---|---|---|---|
| | 20,509,724.80 | 19,089,319.04 | 18,776,809.49 | 20,822,234.35 | |
| | 263,501.10 | 2,129,473.00 | 335,963.75 | 2,057,010.35 | |
| | 3,207,428.80 | 52,683,911.50 | 9,804,054.52 | 46,087,285.78 | POS |
| | 23,980,654.70 | 73,902,703.54 | 28,916,827.76 | 68,966,530.48 | -- |

| | | | | |
|---|---|---|---|---|
| | | | | |

4,129,759.80

| | 2019 |
|---|---|
| | |
| | 24,395.60 |
| | 59,880.00 |
| | |



2019

| | | | | |
|---|---|---|---|---|
| | 896,836,011.81 | 73,748,104.96 | | 970,584,116.77 |
| | 10,782,846.83 | 6,255,809.71 | 43.31 | 17,038,613.23 |
| | 907,618,858.64 | 80,003,914.67 | 43.31 | 987,622,730.00 |

**56**

| | | | | |
|---|---|---|---|---|
| | 8,108,708.97 | 45,778,887.76 | | 53,887,596.73 |
| | 8,108,708.97 | 45,778,887.76 | | 53,887,596.73 |

57

| | | | | | | | | |
|---|---|---|---|---|---|---|---|---|
| | | | | | | | | |
| | -742,793.98 | 97,752.89 | | | | 97,752.89 | | -645,041.09 |

;

| | | | | |
|---|---|---|---|---|
| | 54,522,847.29 | | | 54,522,847.29 |
| | 54,522,847.29 | | | 54,522,847.29 |

**60**

@

| | | |
|---|---|---|
| | 667,961,389.07 | 561,294,229.19 |
| | 141,627,598.28 | 59,276,245.07 |
| | | 39,822,926.70 |
| | 809,588,987.35 | 580,747,547.56 |

1) 0.00

2) 0.00

3) 0.00

4) 0.00

5)

| | | |
|---|---|---|
| | 148,556.26 | 148,566.26 |
| | 437,820.17 | 526,754.43 |
| | 71,955.97 | 64,003.06 |
| | 7,415,376.90 | 5,880,088.83 |

**63**

| | | |
|---|---|---|
| | 27,359,498.21 | 24,514,833.53 |
| | 642,976.24 | 242,340.64 |
| | 3,135,497.05 | |
| | 4,050,542.48 | 4,141,758.69 |
| | 7,768,269.79 | 3,073,967.43 |
| | | 11,145,173.00 |
| | | 3,213,696.38 |
| | | 1,527,993.66 |
| | | 1,693,361.50 |
| | | 53,276,154.21 |

**64**

| | | |
|---|---|---|
| | | 36,907,991.02 |
| | | 4,554,428.83 |

| | | |
|---|---|---|
| | | 11,605,481.73 |
| | 4,778,430.13 | 12,359,430.33 |

**69**

| | | |
|---|---|---|
| | | |

**70**

| | |
|---|---|
| | |

**71**

| | | |
|---|---|---|
| | | hgè(V”Rh•Xˆ b R U'fa• ×ô= •• A=½Ct × |

**72**

□ √ WN,…iE&þ ˆ•–.õ"•(¼fa–.û ù ‘‘8cH€3 tL

**74**

| | | |
|---|---|---|
| | | |

**2**

**3**

| | | |
|---|---|---|
| | 565,500.00 | 3,000,000.00 |
| | 590,000,100.00 | 1,230,000,000.00 |
| | 590,565,600.00 | 1,233,000,000.00 |

**4**

| | | |
|---|---|---|
| | 364,980,818.84 | 1,340,000,000.00 |
| | 364,980,818.84 | 1,340,000,000.00 |

**5**

| | | |
|---|---|---|
| | 34,155,431.28 | 47,444,185.62 |
| | 34,155,431.28 | 47,444,185.62 |

**6**

| | | |
|---|---|---|
| | 567,058.04 | 21,431,012.97 |
| | 250,000 | 2,400,000.00 |
| | 45,788,045.32 | |
| | 46,605,103.36 | 23,831,012.97 |

**79**

**1**

| | | |
|---|---|---|
| 1 | -- | -- |
| | 141,871,954.44 | 58,533,182.89 |
| | 4,993,407.94 | -2,669,553.70 |
| | 13,188,556.24 | 10,894,111.53 |
| | 8,488,022.34 | 7,235,817.78 |
| | 3,004,329.28 | 3,035,727.17 |
| “ ” | 11,650.25 | -1,101,464.44 |
| “ ” | 26,053,837.38 | 34,796,641.04 |
| “ ” | -4,778,430.13 | -12,359,430.33 |
| “ ” | -644,809.99 | 2,061,794.11 |
| “ ” | -1,060,380.15 | -1,605,293.46 |
| “ ” | -91,199,834.73 | 25,737,025.34 |
| “ ” | -54,360,134.12 | 1,079,782,678.47 |
| “ ” | -54,106,665.45 | -1,331,125,793.73 |
| | 5,763,541.22 | 8,786,574.41 |
| | -2,774,955.48 | -117,997,982.92 |
| 2 | -- | -- |
| 3 | -- | -- |
| | 899,651,105.33 | 909,895,144.11 |
| | 1,248,079,952.48 | 1,069,614,862.84 |
| | -348,428,847.15 | -159,719,718.73 |

**2**

**3**

**4**

| | | |
|---|---|---|
| | 899,651,105.33 | 1,248,079,952.48 |
| | 29,945.20 | 646,929.87 |
| | 871,712,705.99 | 1,216,285,900.88 |
| | 27,908,454.14 | 31,147,121.73 |
| | 899,651,105.33 | 1,248,079,952.48 |

**80**

“ ”

**81**

| | | |
|---|---|---|
| | 79,718,978.18 | |
| | 79,718,978.18 | -- |

**82**

**1**

| | | | |
|---|---|---|---|
| | -- | -- | |

| | | | |
|---|---|---|---|
| | 5,145,308.51 | 6.87 | 35,336,688.39 |
| | | | |
| | | | |
| | -- | -- | |
| | | | |
| | | | |
| | | | |

**2**

□ √

**83**

**84**

**1**

| | | | |
|---|---|---|---|
| | | | |

**2**

□ √

**85**

**1**

**1**

| | | | | | | | | |
|---|---|---|---|---|---|---|---|---|
| | | | | | | | | |

**2**

| | |
|---|---|
| | |

**3**

| | | |
|---|---|---|
| | | |
| | | |

**4**

□ √

**5**

**6** ï **ق Ą** ʒ ˎ ˡ →

| | |
|---|---|
| | |

**3**

| | | |
|---|---|---|
| | | |

**3**

**4**

□ √

□ √

**5**

**6**

**1**

**1**

| | | | | | | |
|---|---|---|---|---|---|---|
| | | | | | | |
| | | | | 96.32% | | |
| | | | | 100.00% | | |

| | | | | | | |
|---|---|---|---|---|---|---|
| | | | | | | |
| | | | POS | 100.00% | | |
| | | | | | 100.00% | |
| Nexgo,Inc. | | | POS | 100.00% | | |
| | | | | 100.00% | | |
| | | | | 100.00% | | |
| | | | | | 60.00% | |
| | | | | | 100.00% | |
| | | | | | 100.00% | |
| NEXGO DO BRASIL PARTICIPACOES LTDA | | | POS | | 100.00% | |
| NexgoTechnologyDWC-LLC | | | | | 100.00% | |
| | | | | | 100.00% | |

**4**

**5**

**2**

**1**

**2**

| | |
|---|---|
| | |

**3**

**1**

| | | | | | | |
|---|---|---|---|---|---|---|
| | | | | | | |

20% 20%

**2**

| | | |
|---|---|---|
| | / | / |
| | | |

**3**

| | | |
|---|---|---|
| | / | / |
| | | |

**4**

| | / | / |
|---|---|---|
| | -- | -- |
| | -- | -- |
| | -- | -- |
| | -- | -- |

**5**

**6**

| | | | |
|---|---|---|---|
| | | | |

**7**

**8**

**4**

| | | | | / | |
|---|---|---|---|---|---|
| | | | | | |

**5**

**6**

**1**

| | | | | |
|---|---|---|---|---|
| | | | | |
| | -- | -- | -- | -- |
| | -- | -- | -- | -- |

**2**

**3**

**4**

**5**

**6**

**7**

**8**

**9**

**1**

| | | | | | |
|---|---|---|---|---|---|
| | | | | | |

**2**

**3**

| | |
|---|---|
| | |

**4**

| | |
|---|---|
| | |
| | |
| | |
| | 5% |
| | |
| | |

**5**

**1**

/

| | | | | | |
|---|---|---|---|---|---|
| | | | | | |

/

| | | | |
|---|---|---|---|
| | | | |

**2** **/** **/**

/

| | | | | | | |
|---|---|---|---|---|---|---|
| / | / | / | / | / | / | / |

/

/

| | | | | | | |
|---|---|---|---|---|---|---|
| / | / | / | / | / | / | / |

/

**3**

| | | | |
|---|---|---|---|
| | | | |

| | | | |
|---|---|---|---|
| | | 252,782.75 | 506,628.60 |
| | | 93,189.36 | 0.00 |
| | | 415,461.56 | 0.00 |

**4**

| | | | | |
|---|---|---|---|---|
| | | | | |

| | | | | |
|---|---|---|---|---|
| | | | | |

**5**

| | | | | |
|---|---|---|---|---|
| | | | | |
| | | | | |

**6**

| | | | |
|---|---|---|---|
| | | | |

**7**

| | |
|---|---|
| | |

| | |
|---|---|
| | 2017 13.434 2018 5 15 2020 5 14 2018 14.833 2019 5 11 2021 5 10 |

**2**

√ □

| | Black-Scholes |
|---|---|
| | |
| | |
| | 100,531,462.88 |
| | 6,255,766.40 |

**3**

□ √

**4**

2015
2019 2 22 2015
3 2015
2015 2015 ,
287,990 2015 4,348,640
2019 3 4
2019-020 287,990 2018 3 4

2019 4 24 2015
2018 “ ” 2 “
2015 2018 2015 30% 2018
6% ”
2018 9,853.97 192,321.15
5.12% 6% 2015
2015 2015 2015
4,348,640 2019 5 23
2015
2019-064
2 5 ˻ Ʈ Ů ɤ

2017

2019 2 22 2017

6 2017

2017 2016 ,

312,288 2017 7,507,843

2019 3 4

2019-064 ˆ ج ž Ǯ Ʈ p 4 ʻ 2- ك Ά

Ĭ M i 0g Á pyÀŽ ‡ p o33GGÍ Ä } €Õp|

” 2018 8 24

383 00 2,215,638.00 , 2,559,100.00

2,559,100.00

2019 6 30

**2**

**3**

**1**

| | | | |
|---|---|---|---|
| | | | |

**2**

**3**

**4**

**1**

**1**

| | | | |
|---|---|---|---|
| | | | |

**2**

| | | |
|---|---|---|
| | | |

**2**

**3**

**1**

**2**

**4**

**5**

| | | | | | | |
|---|---|---|---|---|---|---|
| | | | | | | |

**6**

**1**

**2**

| | | | |
|---|---|---|---|
| | | | |

**3**

**4**

**7**

72%

2019 5 30 72%

5%

“ ” “ ”

“ ”

31% 20% 21%

72% 28%

8,000 100% 72% 5,760

72% 2019-069

2019 6 26 1,152

72% 2019-098

2019 5 30

3 3

2019

2019 5 31

2019-070

**8**

2019 2 27

1 15.00 / 19.00 / 333.3333

-666.6666 263.1578 -526.3157

2

3

4

2019 2 28

2019-014

1 3,526,268 0.73% 17.17 /

10.91 / 53,898,404.60 13,365.72

2 3,526,268 0.73%

17.17 / 10.91 / 53,898,404.60

13,365.72

2019 8 5

2019-106

2015

2019 2 22 2015

3 2015

2015 2015 ,

287,990 2015 4,348,640

2019 3 4

2019-020 287,990 2018 3 4

2019 4 24 2015

2018 “ ” 2 “

2015 2018 2015 30% 2018

6% ”

2018 9,853.97 192,321.15

5.12% 6% 2015

2015 2015 2015

4,348,640 2019 5 23

2015

2019-064 2015

4,348,640 2019 5 23 2015

2017

ğ Ů ž p M Å ń Ů ž p M
ę Ů ž ó p M
20 ; Ã
å

| | |
|---|---|
| 1 2 | 5,361,365.60 |
| 2 3 | 1,905,937.36 |
| 3 | 5,237,772.75 |
| 3 4 | 5,237,772.75 |
| | 17,625,142.78 |

**2**

| | | | | | |
|---|---|---|---|---|---|
| | | | | | |
| | 5,963,149.98 | 1,743,863.38 | | 239,747.39 | 7,467,265.97 |
| | 5,963,149.98 | 1,743,863.38 | | 239,747.39 | 7,467,265.97 |

| | | |
|---|---|---|
| | | |

**3**

| | |
|---|---|
| | |

| | | | | | |
|---|---|---|---|---|---|
| | | | | | |

**4**

| 单位名称 | 期末余额 | 占应收账款期末余额的比例(%) |
|---|---|---|
| 第一名 | 5,397,606.68 | 30.62% |
| 第二名 | 5,194,005.50 | 29.47% |
| 第三名 | 1,564,931.05 | 8.88% |
| 第四名 | 711,882.86 | 4.04% |
| 第五名 | 528,696.56 | 3.00% |
| [illegible] | [illegible] | [illegible] |

**5**

**6**

**2**

| | | |
|---|---|---|
| | 165,334,305.25 | 4,693,931.34 |
| | 165,334,305.25 | 4,693,931.34 |

**1**

1

| | | |
|---|---|---|

2

| | | | | |
|---|---|---|---|---|
| | | | | |

3

□ √

**2**

1

| ( ) | | |
|---|---|---|

2 1

| ( ) | | |
|---|---|---|

**3**

1

| | | |
|---|---|---|
| | | 512,359.52 |
| | 2,678,974.14 | 2,212,752.94 |
| | 119,074.96 | 159,885.76 |
| | 163,397,735.95 | 3,007,592.00 |
| | 166,195,785.05 | 5,892,590.22 |

2

| | | | | |
|---|---|---|---|---|
| | 12 | ( ) | ( ) | |
| 2019 1 1 | ____ | ____ | ____ | ____ |

□ √

| | |
|---|---|
| 1 1 | 164,420,777.41 |
| | 164,420,777.41 |
| 1 2 | 1,028,900.36 |
| 2 3 | 283,119.25 |
| 3 | 462,988.03 |
| 3 4 | 93,867.03 |
| 4 5 | 35,320.00 |
| 5 | 333,801.00 |
| | 166,195,785.05 |

3

| | | | | |
|---|---|---|---|---|
| | | | | |

| | | | | |
|---|---|---|---|---|
| | 1,198,658.88 | | 337,179.08 | 861,479.80 |
| | 1,198,658.88 | | 337,179.08 | 861,479.80 |

| | | |
|---|---|---|

4

| | |
|---|---|

| | | | | | |
|---|---|---|---|---|---|

5

| | | | | | |
|---|---|---|---|---|---|
| | | 149,309,176.29 | 1 | 89.84% | |
| | | 14,000,000.00 | 1 | 8.42% | |
| | | 595,737.60 | 1 2 | 0.36% | 119,147.52 |
| | | 411,706.57 | 1 2 | 0.25% | 82,341.31 |
| | | 400,000.00 | 1 | 0.24% | 20,000.00 |
| | -- | 164,716,620.46 | -- | 99.11% | 221,488.83 |

6

| | | | | |
|---|---|---|---|---|

7

8

| | | |
|---|---|---|
| | | |
| 2,545,920,513.11 | 24,989,932.23 | 2,520,930,580.88 |
| 2,545,920,513.11 | 24,989,932.23 | 2,520,930,580.88 |

| | | | | | | | |
|---|---|---|---|---|---|---|---|
| | 50,000,000.00 | | | | | 50,000,000.00 | |
| | 4,000,000.00 | 6,000,000.00 | | | | 10,000,000.00 | |
| | 2,520,930,580.88 | 16,264,454.36 | 19,451,284.16 | | | 2,517,743,751.08 | 24,989,932.23 |

**2**

| | ( ) | | | | | | | | | ( ) | |
|---|---|---|---|---|---|---|---|---|---|---|---|
| | | | | | | | | | | | |
| | | | | | | | | | | | |

**3**

**4**

| | | | | |
|---|---|---|---|---|
| | | | | |
| | 2,955,662.96 | 2,363,547.61 | 24,111,934.78 | 18,919,248.80 |
| | 412,192.94 | 145,654.17 | 2,720,919.39 | 1,813,154.86 |
| | 3,367,855.90 | 2,509,201.78 | 26,832,854.17 | 20,732,403.66 |

□ √

**5**

| | | |
|---|---|---|
| | 185,000,000.00 | |
| | | 24,315,465.37 |
| | 3,201,371.40 | |
| | | 11,247,563.92 |

| | | |
|---|---|---|
| | 188,201,371.40 | 35,563,029.29 |

**6**

**1**

√ □

| | | |
|---|---|---|
| | -11,650.25 | |
| | 18,777,309.49 | |
| | 4,778,430.13 | |
| | -406,400.51 | |
| | 1,792,044.76 | |
| | 13,453.26 | |
| | 21,332,190.84 | -- |

1 ——

1 ——

□ √

**2**

| | | | |
|---|---|---|---|
| | | / | / |
| | 6.34% | 0.30 | 0.30 |
| | 5.38% | 0.250 | 0.250 |

**3**

**1**

□ √

**2**

□ √

**3**

**4**

# 2020