

{ `•€ƒ0 t€ •%„.Q2ƒ‘ U %ãl ' ' ' Q2„ Qb^ð " ° 6 x P Vd1 5•0 ¼

☑

☑

☑

☑

☑

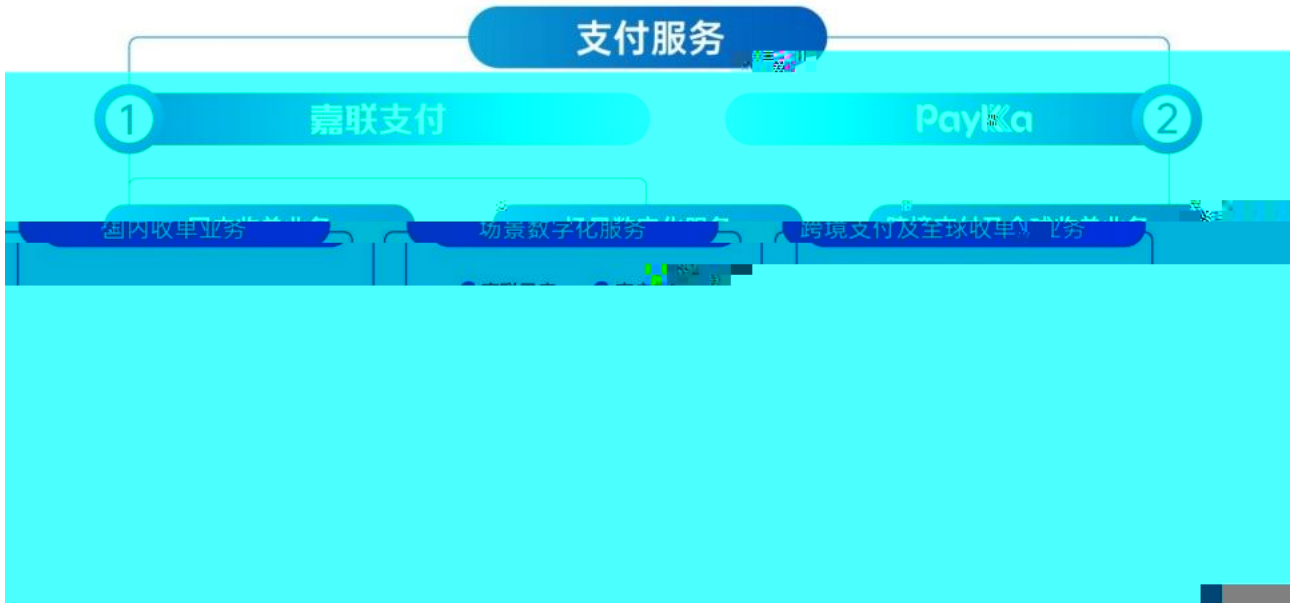
支付服务
1
嘉联支付
PayKa
2
场景数字化服务
跨境支付及全球收单业务



☑

☑

☑

☑

☑

☑

☑

☑

☑

☑

☑

☑

N¶j”1ÊÇ N¶ÍK&

?

☑

☑

☑

☑

☑

☑

☑

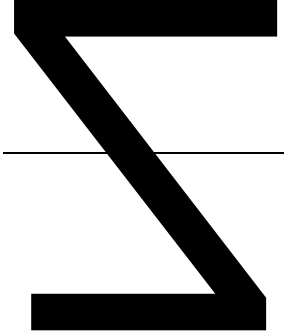

☑

☑

			,°ĩ¤Ã¡ ¿ j Ö:“,´ ' I Ã Z		

☑

☑

☑

☑

☑

☑

☑

☑

☑

☑

☑

☑



☑

☑

☑

☑

☑

☑

☑

☑

☑

☑

☑

☑

☑

☑

☑

☑

☑

☑

☑

☑

☑

☑

☑

☑

☑

☑

☑

☑

☑

☑

☑

☑

☑

☑

☑

☑

☑

☑

☑

☑



☑

刘祥
持有 24.32%
深圳市新国都股份有限公司

☑

☑

☑

☑

☑

☑

☑

☑

37 60 2025

3,179,898,428.81 1,142,496,929.84

1,964,119,031.56 97.70%

27 2025 12 31

558,245,670.86 È

E- ö N©Ä

[illegible]

,

2001 7 31

2008 4 8 2008 3 2008 4 8

15 2023

1 1 12 31

☑

3

4

5

6

2

3

1

B.

C.

D.

3) AÔj5

ò‘À AÔj) -; 5 € Ct \ - X /Å 4 Mí { AÔ ÑÃ4 5 € Ct \ -

4

4

5

( )

( )

1

2

3

1

1

1

2

2

1

2

3 1

1

1

2

1

2

F E ᵃᵃ Ī ˘ V

Ĕ



1

12

2

3

12

1

1

2

3

4

4

4

1

2

6.

	%
1	5.00
1 2	20.00
2 3	50.00
3	100.00

1

2

1

2

3

4

1

2

3

1

2

6.

6.

;

3

1

2

POS

1

2

3

1

2

3

1

12

2

☑

☑

☑

2017 24 15

2025 15%

GR202444206967 2024 12 26 2027

12 25 2009 203 2016 32 2016 195

2017 24 15

2025 15%

GR202444205042 2024 12

26 2027 12 25 2009 203 2016 32 2016

195 2017 24 15

2025 15%

202< t 45 2025

12.5%

2025 GR202544201758 2025 12 25

2028 12 24

202< t 45 2025

12.5%

2025 GR202544203819 2025 12 25

2028 12 24

202< t 45 2025

12.5%

(

2023 12) 25% , 20%

Nexgo Global Limited Deepart Limited

Nexgo,

☑

☑

☑

☑

☑

☑

☑

☑

☑

☑

☑

☑

☑

☑

☑

☑

2015 3,351.19 470 Nexgo,Inc100.00%

-2,781,748.69 36,293,613.94

2016 50,000.00 100.00%

66,841,001.51

433,158,998.49

2018 71,000.00 100.00%

211,000,845.70 498,999,154.30

5 5

	2025 12 31		
	(%)	(%)	(%)
Nexgo,Inc 2026 -2030	(2.84)-1.89	57.83-58.08	12.95
2026 -2030	(62.54)-2.71	41.37-41.54	14.05
2026 -2030	0.00-0.40	25.00-26.06	12.04

Nexgo,Inc

☑

☑

☑

5 5

☑

5 5

b(IHYR)

430,500.00

CV M' ' I I

☑

☑

☑

25

	1,652,672.95	2,599,890.05
	3,232,704.65	6,542,590.10
	--	--
	--	--
	--	--
	--	--

☑

☑

☑

☑

☑

☑

☑

Astrobit Technology Inc	

¢é"

[illegible]

☑

☑

☑

GDP

☑

☑

1

2

1 2

3

4

3

1

IPO

3

3

1 2025 12 12

755XY251110T000293

2025 11 11 2026 11 10

2025 12 12 755XY251110T00029301

,

2 2025 12 12

2025 0046

2025 12 12 2027

11 26 2025 12 12 2025

0237

3 2025 9 9

2025 9 9 SZ02

20250010-11

7 2025 2 14

0400000014-2025 0006 2025 2 13 2026

2 13

8 2025 2 14

2025 000015

2025 2 14 2027 1 8 2025 2 14

2025 000015 - 01

9 2025 2 14

BC2024120200002061

2025 2 14 2025 12 2 2025 2 14

ZB7948202500000003

10 2024 7 26

755XY240715T000012

2024 7 15 2025 7

14 2024 7 26

755XY240715T00001201

11 2023 11 29

2023 0024

2023 11 29

2025 10 31 2023 11 29

[redacted]

2023 03

12 2024 7 29

24019

2024 7

29 2025 7 29 2024 7 29

24019

13 2024 7 26

SX161924003434

2024 7 6

2025 7 5 2024 7 26

BZ161924000540

14 2024 7 26

2024 098-2

2024 7 26

2025 7 25 2024 7 26

2024 098-2-1

15 2024 10 29

SZ02 20240008

2024 7 30 2025

7 30 2024 10 29 SZ02(

)20240008-11

16 2024 10 29

5,000,000.00 2025 9 9

NEXGO GLOBAL LIMITED 50,000,000.00

19 2025 12 12

755XY251110T000296

2025 11 11

2026 11 10 2025 12 12

755XY251110T00029601 ,

20 2025 2 14

755XY250116T000014

2025 1 13 2026 1 12 2025 2

14 755XY250116T00001401

21 2025 9 9 2025

000999

ZB7948202500000002

24 2025 12 12

755XY251110T000294 ,

2025 11 12 2026 11 11

2025 12 12 755XY251110T00029401

,

25 2024 7 26

24020

2024 7 26 2025

7 26 2024 7 26

24020

29 2024 7 26

755XY240715T000159

2024 7 15 2025

7 14 2024 7 26

755XY240715T00015901

30 2024 7 26

755XY240715T000023

2024 7 15 2025

7 14 2024 7 26

755XY240715T00002301

31 2024 4 23

SZ02( )20240007

2024 3 28 2025 3 28

2024 4 23 SZ02( )20240007-11

[redacted]

☑

☑

[redacted]

[redacted]

2022 3 28 2022 4 19 2021

2022 2022

2022

2022 4 25

2022 2022

2022 4 25 74

2,500 15 /

2023 4 26

2022 2022

2022 74

12,500,000 15 /

2023 5 24

2020 2021 2022

2022 2022

15 / 14.77 / 2023 6 5

2023 8 14

2020 2022 2022

75,000 2022

15,667,534

2023 10 24

2020 2022 2022

1,234,500 2022

12,395,034

2024 3 27

2021 2022 2022

6

970,500 2022

10,601,534

2024 5 15

2022 2022

2024 4 24 2022

12,299,966 150,034

150,034

2024 6 6

2022 2023

2022

14.77 / 14.10 /

2024 8 16

2022

2022

2024 12 18

2022 2024

2022

14.10 / 13.90 /

2025 4 23

2022

2 2025 6 17 2024 2025

2025

2025

3 2025 6 19

2025

2025 2025 6 19

73 1,900 25 /

4 2025 8 26 2025

2024

2025

25 / 24.8 /

5 2025 10 27 2025

2025

2025

24.8 / 24.5 /

6 2026 3 27 2025

2025 2

2

340,000

2025 18,660,000

7 2026 3 27 2025

2025

2025 69

9,180,000 24.5 /

2026 3 11

Xalgo Inc.

☑

☑

☑

)ÇÆ¤º⊢•X Ó⁶ᵥ ˌˌˌ µ9 –b„• @

☑

☑

☑